



Location: ACL1 - City Hall

Report on 24-hour TSP monitoring

Action Level ($\mu\text{g}/\text{m}^3$) - 163

Limit Level ($\mu\text{g}/\text{m}^3$) - 260

| Date | Sampling Time | Weather Condition | Filter paper no. | Filter Weight, g | | Elapse Time, hr | | Sampling Time, hr | Flow Rate, m^3/min | | | Total Volume, m^3 | TSP Level, $\mu\text{g}/\text{m}^3$ |
|-----------|---------------|-------------------|------------------|------------------|--------|-----------------|----------|-------------------|------------------------------------|-----------------|---------|----------------------------|-------------------------------------|
| | | | | Initial | Final | Initial | Final | | Initial, Q_{si} | Final, Q_{sf} | Average | | |
| 1-Feb-16 | 8:00 | Cloudy | 014439 | 2.8024 | 2.8396 | 22535.91 | 22559.91 | 24.00 | 1.34 | 1.35 | 1.34 | 1935 | 19.2 |
| 5-Feb-16 | 8:00 | Fine | 013704 | 2.8090 | 2.9302 | 22562.91 | 22586.91 | 24.00 | 1.34 | 1.34 | 1.34 | 1926 | 62.9 |
| 11-Feb-16 | 8:00 | Fine | 014643 | 2.7993 | 2.9779 | 22589.91 | 22613.91 | 24.00 | 1.33 | 1.32 | 1.32 | 1908 | 93.6 |
| 17-Feb-16 | 8:00 | Rainy | 014631 | 2.7812 | 2.8398 | 22616.91 | 22640.91 | 24.00 | 1.34 | 1.34 | 1.34 | 1928 | 30.4 |
| 23-Feb-16 | 8:00 | Cloudy | 014743 | 2.8109 | 2.8657 | 22643.91 | 22667.91 | 24.00 | 1.34 | 1.34 | 1.34 | 1927 | 28.4 |
| 29-Feb-16 | 8:00 | Fine | 014690 | 2.8276 | 2.9929 | 22670.92 | 22694.92 | 24.00 | 1.33 | 1.33 | 1.33 | 1918 | 86.2 |

Report on 1-hour TSP monitoring

Action Level ($\mu\text{g}/\text{m}^3$) - 460

Limit Level ($\mu\text{g}/\text{m}^3$) - 500

| Date | Sampling Time | Weather Condition | Filter paper no. | Filter Weight, g | | Elapse Time, hr | | Sampling Time, hr | Flow Rate, m^3/min | | | Total Volume, m^3 | TSP Level, $\mu\text{g}/\text{m}^3$ |
|-----------|---------------|-------------------|------------------|------------------|--------|-----------------|----------|-------------------|------------------------------------|-----------------|---------|----------------------------|-------------------------------------|
| | | | | Initial | Final | Initial | Final | | Initial, Q_{si} | Final, Q_{sf} | Average | | |
| 2-Feb-16 | 8:15 | Cloudy | 014436 | 2.8027 | 2.8051 | 22559.91 | 22560.91 | 1.00 | 1.35 | 1.35 | 1.35 | 81 | 29.7 |
| 2-Feb-16 | 9:18 | Cloudy | 014433 | 2.7844 | 2.7874 | 22560.91 | 22561.91 | 1.00 | 1.35 | 1.35 | 1.35 | 81 | 37.1 |
| 2-Feb-16 | 10:23 | Cloudy | 014430 | 2.7886 | 2.7920 | 22561.91 | 22562.91 | 1.00 | 1.35 | 1.35 | 1.35 | 81 | 42.1 |
| 6-Feb-16 | 8:11 | Fine | 014426 | 2.7798 | 2.7833 | 22586.91 | 22587.91 | 1.00 | 1.34 | 1.34 | 1.34 | 80 | 43.6 |
| 6-Feb-16 | 9:17 | Fine | 014423 | 2.7924 | 2.7963 | 22587.91 | 22588.91 | 1.00 | 1.34 | 1.34 | 1.34 | 80 | 48.5 |
| 6-Feb-16 | 10:21 | Fine | 014646 | 2.8291 | 2.8336 | 22588.91 | 22589.91 | 1.00 | 1.34 | 1.34 | 1.34 | 80 | 56.0 |
| 12-Feb-16 | 8:15 | Fine | 014640 | 2.8281 | 2.8382 | 22613.91 | 22614.91 | 1.00 | 1.32 | 1.32 | 1.32 | 79 | 127.1 |
| 12-Feb-16 | 9:18 | Fine | 014637 | 2.7929 | 2.8001 | 22614.91 | 22615.91 | 1.00 | 1.32 | 1.32 | 1.32 | 79 | 90.6 |
| 12-Feb-16 | 10:30 | Fine | 014634 | 2.7913 | 2.7941 | 22615.91 | 22616.91 | 1.00 | 1.32 | 1.32 | 1.32 | 79 | 35.2 |
| 18-Feb-16 | 8:15 | Rainy | 014628 | 2.8027 | 2.8038 | 22640.91 | 22641.91 | 1.00 | 1.34 | 1.34 | 1.34 | 80 | 13.7 |
| 18-Feb-16 | 9:18 | Rainy | 014750 | 2.8358 | 2.8378 | 22641.91 | 22642.91 | 1.00 | 1.34 | 1.34 | 1.34 | 80 | 24.9 |
| 18-Feb-16 | 10:29 | Rainy | 014747 | 2.8159 | 2.8180 | 22642.91 | 22643.91 | 1.00 | 1.34 | 1.34 | 1.34 | 80 | 26.2 |
| 24-Feb-16 | 8:10 | Cloudy | 014741 | 2.8319 | 2.8334 | 22667.92 | 22668.92 | 1.00 | 1.34 | 1.34 | 1.34 | 80 | 18.6 |
| 24-Feb-16 | 9:14 | Cloudy | 014738 | 2.8162 | 2.8175 | 22668.92 | 22669.92 | 1.00 | 1.34 | 1.34 | 1.34 | 80 | 16.2 |
| 24-Feb-16 | 10:19 | Cloudy | 014693 | 2.8172 | 2.8189 | 22669.92 | 22670.92 | 1.00 | 1.34 | 1.34 | 1.34 | 80 | 21.1 |
| 1-Mar-16 | 8:10 | Fine | 014825 | 2.8129 | 2.8206 | 22694.92 | 22695.92 | 1.00 | 1.33 | 1.33 | 1.33 | 80 | 96.2 |
| 1-Mar-16 | 9:17 | Fine | 014822 | 2.8040 | 2.8114 | 22695.92 | 22696.92 | 1.00 | 1.33 | 1.33 | 1.33 | 80 | 92.4 |
| 1-Mar-16 | 10:19 | Fine | 014819 | 2.7931 | 2.8034 | 22696.92 | 22697.92 | 1.00 | 1.33 | 1.33 | 1.33 | 80 | 128.7 |



Location: ACL2a - Contractor HK/2012/08 Site office

Report on 24-hour TSP monitoring

Action Level ($\mu\text{g}/\text{m}^3$) - 187.3

Limit Level ($\mu\text{g}/\text{m}^3$) - 260

| Date | Sampling Time | Weather Condition | Filter paper no. | Filter Weight, g | | Elapse Time, hr | | Sampling Time, hr | Flow Rate, m^3/min | | | Total Volume, m^3 | TSP Level, $\mu\text{g}/\text{m}^3$ |
|-----------|---------------|-------------------|------------------|------------------|--------|-----------------|---------|-------------------|------------------------------------|-----------------|---------|----------------------------|-------------------------------------|
| | | | | Initial | Final | Initial | Final | | Initial, Q_{si} | Final, Q_{sf} | Average | | |
| 1-Feb-16 | 8:00 | Cloudy | 014559 | 2.8343 | 2.9186 | 4862.97 | 4886.97 | 24.00 | 1.14 | 1.14 | 1.14 | 1642 | 51.3 |
| 5-Feb-16 | 8:00 | Fine | 013703 | 2.8026 | 2.9525 | 4890.21 | 4914.21 | 24.00 | 1.00 | 1.01 | 1.01 | 1449 | 103.4 |
| 11-Feb-16 | 8:00 | Fine | 014540 | 2.8381 | 3.0064 | 4917.21 | 4941.21 | 24.00 | 1.12 | 1.12 | 1.12 | 1609 | 104.6 |
| 17-Feb-16 | 8:00 | Rainy | 014654 | 2.7937 | 2.9300 | 4944.21 | 4968.21 | 24.00 | 1.14 | 1.13 | 1.13 | 1634 | 83.4 |
| 23-Feb-16 | 8:00 | Cloudy | 014687 | 2.8138 | 2.8930 | 4971.22 | 4995.22 | 24.00 | 1.13 | 1.14 | 1.13 | 1633 | 48.5 |
| 29-Feb-16 | 8:00 | Fine | 014751 | 2.8144 | 3.0783 | 4998.22 | 5022.22 | 24.00 | 1.12 | 1.13 | 1.13 | 1622 | 162.7 |

Report on 1-hour TSP monitoring

Action Level ($\mu\text{g}/\text{m}^3$) - 300.1

Limit Level ($\mu\text{g}/\text{m}^3$) - 500

| Date | Sampling Time | Weather Condition | Filter paper no. | Filter Weight, g | | Elapse Time, hr | | Sampling Time, hr | Flow Rate, m^3/min | | | Total Volume, m^3 | TSP Level, $\mu\text{g}/\text{m}^3$ |
|-----------|---------------|-------------------|------------------|------------------|--------|-----------------|---------|-------------------|------------------------------------|-----------------|---------|----------------------------|-------------------------------------|
| | | | | Initial | Final | Initial | Final | | Initial, Q_{si} | Final, Q_{sf} | Average | | |
| 2-Feb-16 | 9:25 | Cloudy | 013331 | 2.8142 | 2.8199 | 4886.97 | 4887.97 | 1.00 | 1.02 | 1.02 | 1.02 | 61 | 93.5 |
| 2-Feb-16 | 10:42 | Cloudy | 014550 | 2.8579 | 2.8610 | 4888.21 | 4889.21 | 1.00 | 1.02 | 1.02 | 1.02 | 61 | 50.9 |
| 2-Feb-16 | 13:00 | Cloudy | 014164 | 2.8022 | 2.8077 | 4889.21 | 4890.21 | 1.00 | 1.14 | 1.14 | 1.14 | 69 | 80.2 |
| 6-Feb-16 | 8:35 | Fine | 014678 | 2.8248 | 2.8310 | 4914.21 | 4915.21 | 1.00 | 1.14 | 1.14 | 1.14 | 68 | 91.0 |
| 6-Feb-16 | 9:48 | Fine | 014674 | 2.8342 | 2.8388 | 4915.21 | 4916.21 | 1.00 | 1.01 | 1.01 | 1.01 | 61 | 76.0 |
| 6-Feb-16 | 10:51 | Fine | 014670 | 2.8509 | 2.8586 | 4916.21 | 4917.21 | 1.00 | 1.01 | 1.01 | 1.01 | 61 | 127.2 |
| 12-Feb-16 | 8:05 | Fine | 014685 | 2.7899 | 2.8011 | 4941.21 | 4942.21 | 1.00 | 1.12 | 1.12 | 1.12 | 67 | 167.1 |
| 12-Feb-16 | 9:33 | Fine | 014680 | 2.8121 | 2.8239 | 4942.21 | 4943.21 | 1.00 | 1.05 | 1.05 | 1.05 | 63 | 186.5 |
| 12-Feb-16 | 10:36 | Fine | 014659 | 2.8211 | 2.8290 | 4943.21 | 4944.21 | 1.00 | 1.12 | 1.12 | 1.12 | 67 | 117.9 |
| 18-Feb-16 | 8:10 | Rainy | 014726 | 2.7798 | 2.7838 | 4968.21 | 4969.21 | 1.00 | 1.07 | 1.07 | 1.07 | 64 | 62.3 |
| 18-Feb-16 | 9:26 | Rainy | 014730 | 2.7966 | 2.8004 | 4969.21 | 4970.21 | 1.00 | 1.07 | 1.07 | 1.07 | 64 | 59.2 |
| 18-Feb-16 | 10:35 | Rainy | 014734 | 2.8297 | 2.8336 | 4970.21 | 4971.21 | 1.00 | 1.07 | 1.07 | 1.07 | 64 | 60.7 |
| 24-Feb-16 | 8:18 | Cloudy | 014719 | 2.8091 | 2.8123 | 4995.22 | 4996.22 | 1.00 | 1.14 | 1.14 | 1.14 | 68 | 46.9 |
| 24-Feb-16 | 9:46 | Cloudy | 014723 | 2.8088 | 2.8122 | 4996.22 | 4997.22 | 1.00 | 1.14 | 1.14 | 1.14 | 68 | 49.8 |
| 24-Feb-16 | 10:57 | Cloudy | 014697 | 2.8256 | 2.8319 | 4997.22 | 4998.22 | 1.00 | 1.14 | 1.14 | 1.14 | 68 | 92.3 |
| 1-Mar-16 | 8:11 | Fine | 014704 | 2.8177 | 2.8285 | 5022.22 | 5023.22 | 1.00 | 1.13 | 1.13 | 1.13 | 68 | 159.5 |
| 1-Mar-16 | 9:53 | Fine | 014707 | 2.8290 | 2.8366 | 5023.22 | 5024.22 | 1.00 | 1.13 | 1.13 | 1.13 | 68 | 112.2 |
| 1-Mar-16 | 11:00 | Fine | 014810 | 2.8254 | 2.8377 | 5024.22 | 5025.22 | 1.00 | 1.13 | 1.13 | 1.13 | 68 | 181.6 |



Location: ACL1 - City Hall

Report on 24-hour TSP monitoring

Action Level ($\mu\text{g}/\text{m}^3$) - 163

Limit Level ($\mu\text{g}/\text{m}^3$) - 260

| Date | Sampling Time | Weather Condition | Filter paper no. | Filter Weight, g | | Elapse Time, hr | | Sampling Time, hr | Flow Rate, m^3/min | | | Total Volume, m^3 | TSP Level, $\mu\text{g}/\text{m}^3$ |
|-----------|---------------|-------------------|------------------|------------------|--------|-----------------|----------|-------------------|------------------------------------|-----------------|---------|----------------------------|-------------------------------------|
| | | | | Initial | Final | Initial | Final | | Initial, Q_{si} | Final, Q_{sf} | Average | | |
| 5-Mar-16 | 8:00 | Cloudy | 014816 | 2.7880 | 2.9470 | 22697.92 | 22721.92 | 24.00 | 1.32 | 1.32 | 1.32 | 1903 | 83.5 |
| 11-Mar-16 | 8:00 | Cloudy | 013937 | 2.8142 | 2.8751 | 22724.92 | 22748.92 | 24.00 | 1.34 | 1.34 | 1.34 | 1928 | 31.6 |
| 17-Mar-16 | 8:00 | Cloudy | 014932 | 2.7804 | 2.8810 | 22751.92 | 22775.92 | 24.00 | 1.33 | 1.32 | 1.33 | 1910 | 52.7 |
| 23-Mar-16 | 8:00 | Rainy | 013924 | 2.8074 | 2.9366 | 22779.92 | 22803.92 | 24.00 | 1.17 | 1.18 | 1.18 | 1696 | 76.2 |
| 29-Mar-16 | 8:00 | Cloudy | 014979 | 2.8097 | 3.0666 | 0.25 | 24.25 | 24.00 | 1.20 | 1.20 | 1.20 | 1729 | 148.6 |

Report on 1-hour TSP monitoring

Action Level ($\mu\text{g}/\text{m}^3$) - 460

Limit Level ($\mu\text{g}/\text{m}^3$) - 500

| Date | Sampling Time | Weather Condition | Filter paper no. | Filter Weight, g | | Elapse Time, hr | | Sampling Time, hr | Flow Rate, m^3/min | | | Total Volume, m^3 | TSP Level, $\mu\text{g}/\text{m}^3$ |
|-----------|---------------|-------------------|------------------|------------------|--------|-----------------|----------|-------------------|------------------------------------|-----------------|---------|----------------------------|-------------------------------------|
| | | | | Initial | Final | Initial | Final | | Initial, Q_{si} | Final, Q_{sf} | Average | | |
| 7-Mar-16 | 8:15 | Cloudy | 014120 | 2.8012 | 2.8112 | 22721.92 | 22722.92 | 1.00 | 1.32 | 1.32 | 1.32 | 79 | 125.9 |
| 7-Mar-16 | 9:18 | Cloudy | 013943 | 2.8270 | 2.8357 | 22722.92 | 22723.92 | 1.00 | 1.32 | 1.32 | 1.32 | 79 | 109.5 |
| 7-Mar-16 | 10:21 | Cloudy | 013940 | 2.8181 | 2.8301 | 22723.92 | 22724.92 | 1.00 | 1.32 | 1.32 | 1.32 | 79 | 151.1 |
| 12-Mar-16 | 8:05 | Cloudy | 013947 | 2.8103 | 2.8136 | 22748.92 | 22749.92 | 1.00 | 1.34 | 1.34 | 1.34 | 80 | 41.2 |
| 12-Mar-16 | 9:30 | Cloudy | 014793 | 2.8328 | 2.8343 | 22749.92 | 22750.92 | 1.00 | 1.34 | 1.34 | 1.34 | 80 | 18.7 |
| 12-Mar-16 | 11:00 | Cloudy | 014950 | 2.7925 | 2.7992 | 22750.92 | 22751.92 | 1.00 | 1.34 | 1.34 | 1.34 | 80 | 83.6 |
| 18-Mar-16 | 8:05 | Cloudy | 013934 | 2.8219 | 2.8298 | 22775.92 | 22776.92 | 1.00 | 1.32 | 1.32 | 1.32 | 79 | 99.5 |
| 18-Mar-16 | 9:11 | Cloudy | 013931 | 2.8013 | 2.8054 | 22776.92 | 22777.92 | 1.00 | 1.32 | 1.32 | 1.32 | 79 | 51.7 |
| 18-Mar-16 | 10:19 | Cloudy | 013928 | 2.8262 | 2.8303 | 22778.92 | 22779.92 | 1.00 | 1.32 | 1.32 | 1.32 | 79 | 51.7 |
| 24-Mar-16 | 8:15 | Rainy | 014997 | 2.8075 | 2.8129 | 22803.92 | 22804.92 | 1.00 | 1.18 | 1.18 | 1.18 | 71 | 76.1 |
| 24-Mar-16 | 9:18 | Rainy | 014985 | 2.8074 | 2.8110 | 22804.92 | 22805.92 | 1.00 | 1.18 | 1.18 | 1.18 | 71 | 50.7 |
| 24-Mar-16 | 10:22 | Rainy | 014982 | 2.7947 | 2.7977 | 22805.92 | 22806.92 | 1.00 | 1.18 | 1.18 | 1.18 | 71 | 42.3 |
| 30-Mar-16 | 8:15 | Cloudy | 014976 | 2.8018 | 2.8209 | 24.26 | 25.26 | 1.00 | 1.20 | 1.20 | 1.20 | 72 | 265.8 |
| 30-Mar-16 | 9:17 | Cloudy | 014973 | 2.7986 | 2.8206 | 25.26 | 26.26 | 1.00 | 1.20 | 1.20 | 1.20 | 72 | 306.2 |
| 30-Mar-16 | 10:19 | Cloudy | 014865 | 2.8371 | 2.8527 | 26.26 | 27.26 | 1.00 | 1.20 | 1.20 | 1.20 | 72 | 217.1 |



Location: ACL2a - Contractor HK/2012/08 Site office

Report on 24-hour TSP monitoring

Action Level ($\mu\text{g}/\text{m}^3$) - 187.3

Limit Level ($\mu\text{g}/\text{m}^3$) - 260

| Date | Sampling Time | Weather Condition | Filter paper no. | Filter Weight, g | | Elapse Time, hr | | Sampling Time, hr | Flow Rate, m^3/min | | | Total Volume, m^3 | TSP Level, $\mu\text{g}/\text{m}^3$ |
|-----------|---------------|-------------------|------------------|------------------|--------|-----------------|---------|-------------------|------------------------------------|-----------------|---------|----------------------------|-------------------------------------|
| | | | | Initial | Final | Initial | Final | | Initial, Q_{si} | Final, Q_{sf} | Average | | |
| 5-Mar-16 | 8:00 | Cloudy | 014786 | 2.8169 | 3.0175 | 5025.22 | 5049.22 | 24.00 | 0.99 | 0.99 | 0.99 | 1425 | 140.8 |
| 11-Mar-16 | 8:00 | Cloudy | 013951 | 2.8275 | 2.9037 | 5052.22 | 5076.22 | 24.00 | 1.14 | 1.13 | 1.13 | 1634 | 46.6 |
| 17-Mar-16 | 8:00 | Cloudy | 014933 | 2.7875 | 2.8912 | 5079.23 | 5103.23 | 24.00 | 1.06 | 1.05 | 1.06 | 1521 | 68.2 |
| 23-Mar-16 | 8:00 | Rainy | 014904 | 2.8052 | 2.8923 | 5106.23 | 5130.23 | 24.00 | 1.03 | 1.04 | 1.03 | 1484 | 58.7 |
| 29-Mar-16 | 8:00 | Cloudy | 014998 | 2.8027 | 3.0505 | 5133.22 | 5157.22 | 24.00 | 1.14 | 1.13 | 1.14 | 1636 | 151.5 |

Report on 1-hour TSP monitoring

Action Level ($\mu\text{g}/\text{m}^3$) - 300.1

Limit Level ($\mu\text{g}/\text{m}^3$) - 500

| Date | Sampling Time | Weather Condition | Filter paper no. | Filter Weight, g | | Elapse Time, hr | | Sampling Time, hr | Flow Rate, m^3/min | | | Total Volume, m^3 | TSP Level, $\mu\text{g}/\text{m}^3$ |
|-----------|---------------|-------------------|------------------|------------------|--------|-----------------|---------|-------------------|------------------------------------|-----------------|---------|----------------------------|-------------------------------------|
| | | | | Initial | Final | Initial | Final | | Initial, Q_{si} | Final, Q_{sf} | Average | | |
| 7-Mar-16 | 8:27 | Cloudy | 014791 | 2.8170 | 2.8236 | 5049.22 | 5050.22 | 1.00 | 0.99 | 0.99 | 0.99 | 59 | 111.0 |
| 7-Mar-16 | 9:42 | Cloudy | 014785 | 2.8016 | 2.8121 | 5050.22 | 5051.22 | 1.00 | 1.12 | 1.12 | 1.12 | 67 | 156.8 |
| 7-Mar-16 | 10:55 | Cloudy | 013967 | 2.8290 | 2.8373 | 5051.22 | 5052.22 | 1.00 | 1.12 | 1.12 | 1.12 | 67 | 123.9 |
| 12-Mar-16 | 8:34 | Cloudy | 013971 | 2.8269 | 2.8305 | 5076.23 | 5077.23 | 1.00 | 1.13 | 1.13 | 1.13 | 68 | 53.1 |
| 12-Mar-16 | 10:06 | Cloudy | 014778 | 2.8292 | 2.8339 | 5077.23 | 5078.23 | 1.00 | 1.07 | 1.07 | 1.07 | 64 | 73.4 |
| 12-Mar-16 | 13:00 | Cloudy | 014956 | 2.7804 | 2.7870 | 5078.23 | 5079.23 | 1.00 | 1.00 | 1.00 | 1.00 | 60 | 109.5 |
| 18-Mar-16 | 8:34 | Cloudy | 014996 | 2.8100 | 2.8195 | 5103.23 | 5104.23 | 1.00 | 1.12 | 1.12 | 1.12 | 67 | 142.0 |
| 18-Mar-16 | 10:06 | Cloudy | 014992 | 2.8182 | 2.8265 | 5104.23 | 5105.23 | 1.00 | 1.05 | 1.05 | 1.05 | 63 | 131.4 |
| 18-Mar-16 | 13:00 | Cloudy | 014988 | 2.7991 | 2.8154 | 5105.23 | 5106.23 | 1.00 | 0.99 | 0.99 | 0.99 | 59 | 274.3 |
| 24-Mar-16 | 8:25 | Rainy | 014898 | 2.8382 | 2.8421 | 5130.23 | 5131.23 | 1.00 | 1.04 | 1.04 | 1.04 | 62 | 62.8 |
| 24-Mar-16 | 10:00 | Rainy | 014893 | 2.8356 | 2.8374 | 5131.23 | 5132.23 | 1.00 | 1.04 | 1.04 | 1.04 | 62 | 29.0 |
| 24-Mar-16 | 13:00 | Rainy | 014889 | 2.8286 | 2.8313 | 5132.23 | 5133.23 | 1.00 | 1.04 | 1.04 | 1.04 | 62 | 43.5 |
| 30-Mar-16 | 9:07 | Cloudy | 015057 | 2.7542 | 2.7679 | 5157.22 | 5158.22 | 1.00 | 1.13 | 1.13 | 1.13 | 68 | 201.5 |
| 30-Mar-16 | 10:35 | Cloudy | 015052 | 2.7674 | 2.7803 | 5158.22 | 5159.22 | 1.00 | 1.13 | 1.13 | 1.13 | 68 | 189.7 |
| 30-Mar-16 | 13:00 | Cloudy | 015047 | 2.7563 | 2.7709 | 5159.22 | 5160.22 | 1.00 | 1.13 | 1.13 | 1.13 | 68 | 214.7 |



Location: ACL1 - City Hall

Report on 24-hour TSP monitoring

Action Level ($\mu\text{g}/\text{m}^3$) - 163

Limit Level ($\mu\text{g}/\text{m}^3$) - 260

| Date | Sampling Time | Weather Condition | Filter paper no. | Filter Weight, g | | Elapse Time, hr | | Sampling Time, hr | Flow Rate, m^3/min | | | Total Volume, m^3 | TSP Level, $\mu\text{g}/\text{m}^3$ |
|-----------|---------------|-------------------|------------------|------------------|--------|-----------------|--------|-------------------|------------------------------------|-----------------|---------|----------------------------|-------------------------------------|
| | | | | Initial | Final | Initial | Final | | Initial, Q_{si} | Final, Q_{sf} | Average | | |
| 1-Apr-16 | 8:00 | Cloudy | 014862 | 2.8346 | 3.0265 | 27.25 | 51.25 | 24.00 | 1.22 | 1.22 | 1.22 | 1758 | 109.1 |
| 7-Apr-16 | 8:00 | Cloudy | 014967 | 2.8012 | 2.8810 | 54.25 | 78.25 | 24.00 | 1.19 | 1.19 | 1.19 | 1708 | 46.7 |
| 13-Apr-16 | 8:00 | Rainy | 015109 | 2.7715 | 2.8335 | 81.25 | 105.25 | 24.00 | 1.21 | 1.21 | 1.21 | 1749 | 35.5 |
| 19-Apr-16 | 8:00 | Cloudy | 015142 | 2.8051 | 2.9351 | 108.25 | 132.25 | 24.00 | 1.22 | 1.22 | 1.22 | 1759 | 73.9 |
| 25-Apr-16 | 8:00 | Rainy | 015239 | 2.8000 | 2.8805 | 135.25 | 159.25 | 24.00 | 1.18 | 1.18 | 1.18 | 1701 | 47.3 |
| 28-Apr-16 | 8:00 | Cloudy | 015380 | 2.8493 | 2.9960 | 162.25 | 186.25 | 24.00 | 1.18 | 1.19 | 1.18 | 1706 | 86.0 |

Report on 1-hour TSP monitoring

Action Level ($\mu\text{g}/\text{m}^3$) - 460

Limit Level ($\mu\text{g}/\text{m}^3$) - 500

| Date | Sampling Time | Weather Condition | Filter paper no. | Filter Weight, g | | Elapse Time, hr | | Sampling Time, hr | Flow Rate, m^3/min | | | Total Volume, m^3 | TSP Level, $\mu\text{g}/\text{m}^3$ |
|-----------|---------------|-------------------|------------------|------------------|--------|-----------------|--------|-------------------|------------------------------------|-----------------|---------|----------------------------|-------------------------------------|
| | | | | Initial | Final | Initial | Final | | Initial, Q_{si} | Final, Q_{sf} | Average | | |
| 2-Apr-16 | 8:11 | Cloudy | 015061 | 2.7677 | 2.7807 | 51.25 | 52.25 | 1.00 | 1.22 | 1.22 | 1.22 | 73 | 177.3 |
| 2-Apr-16 | 9:17 | Cloudy | 015084 | 2.7732 | 2.7863 | 52.25 | 53.25 | 1.00 | 1.22 | 1.22 | 1.22 | 73 | 178.6 |
| 2-Apr-16 | 10:19 | Cloudy | 014970 | 2.8236 | 2.8312 | 53.25 | 54.25 | 1.00 | 1.22 | 1.22 | 1.22 | 73 | 103.6 |
| 8-Apr-16 | 8:45 | Cloudy | 015116 | 2.7765 | 2.7807 | 78.25 | 79.25 | 1.00 | 1.19 | 1.19 | 1.19 | 71 | 59.0 |
| 8-Apr-16 | 9:48 | Cloudy | 015115 | 2.8033 | 2.8090 | 79.25 | 80.25 | 1.00 | 1.19 | 1.19 | 1.19 | 71 | 80.1 |
| 8-Apr-16 | 10:58 | Cloudy | 015112 | 2.7592 | 2.7644 | 80.25 | 81.25 | 1.00 | 1.19 | 1.19 | 1.19 | 71 | 73.1 |
| 14-Apr-16 | 8:05 | Cloudy | 015167 | 2.8416 | 2.8445 | 105.25 | 106.25 | 1.00 | 1.21 | 1.21 | 1.21 | 73 | 39.8 |
| 14-Apr-16 | 9:17 | Cloudy | 015148 | 2.8035 | 2.8090 | 106.25 | 107.25 | 1.00 | 1.21 | 1.21 | 1.21 | 73 | 75.5 |
| 14-Apr-16 | 10:19 | Cloudy | 015145 | 2.8034 | 2.8124 | 107.25 | 108.25 | 1.00 | 1.21 | 1.21 | 1.21 | 73 | 123.5 |
| 20-Apr-16 | 8:15 | Cloudy | 015165 | 2.8261 | 2.8316 | 132.25 | 133.25 | 1.00 | 1.22 | 1.22 | 1.22 | 73 | 75.1 |
| 20-Apr-16 | 9:17 | Cloudy | 015245 | 2.8198 | 2.8288 | 133.25 | 134.25 | 1.00 | 1.22 | 1.22 | 1.22 | 73 | 123.0 |
| 20-Apr-16 | 10:19 | Cloudy | 015242 | 2.8217 | 2.8300 | 134.25 | 135.25 | 1.00 | 1.22 | 1.22 | 1.22 | 73 | 113.4 |
| 26-Apr-16 | 8:10 | Cloudy | 015236 | 2.8185 | 2.8216 | 159.25 | 160.25 | 1.00 | 1.18 | 1.18 | 1.18 | 71 | 43.8 |
| 26-Apr-16 | 9:17 | Cloudy | 015233 | 2.8285 | 2.8324 | 160.25 | 161.25 | 1.00 | 1.18 | 1.18 | 1.18 | 71 | 55.1 |
| 26-Apr-16 | 10:19 | Cloudy | 015230 | 2.8268 | 2.8290 | 161.25 | 162.25 | 1.00 | 1.18 | 1.18 | 1.18 | 71 | 31.1 |
| 29-Apr-16 | 8:15 | Cloudy | 015377 | 2.8482 | 2.8495 | 186.25 | 187.25 | 1.00 | 1.19 | 1.19 | 1.19 | 71 | 18.2 |
| 29-Apr-16 | 9:17 | Cloudy | 015343 | 2.8270 | 2.8338 | 187.25 | 188.25 | 1.00 | 1.19 | 1.19 | 1.19 | 71 | 95.4 |
| 29-Apr-16 | 10:19 | Cloudy | 015340 | 2.8325 | 2.8369 | 188.25 | 189.25 | 1.00 | 1.19 | 1.19 | 1.19 | 71 | 61.7 |



Location: ACL2a - Contractor HK/2012/08 Site office

Report on 24-hour TSP monitoring

Action Level ($\mu\text{g}/\text{m}^3$) - 187.3

Limit Level ($\mu\text{g}/\text{m}^3$) - 260

| Date | Sampling Time | Weather Condition | Filter paper no. | Filter Weight, g | | Elapse Time, hr | | Sampling Time, hr | Flow Rate, m^3/min | | | Total Volume, m^3 | TSP Level, $\mu\text{g}/\text{m}^3$ |
|-----------|---------------|-------------------|------------------|------------------|--------|-----------------|---------|-------------------|------------------------------------|-----------------|---------|----------------------------|-------------------------------------|
| | | | | Initial | Final | Initial | Final | | Initial, Q_{si} | Final, Q_{sf} | Average | | |
| 1-Apr-16 | 8:00 | Cloudy | 015042 | 2.7703 | 2.9480 | 5160.22 | 5184.22 | 24.00 | 1.05 | 1.05 | 1.05 | 1510 | 117.6 |
| 7-Apr-16 | 8:00 | Cloudy | 015140 | 2.8022 | 2.9443 | 5187.22 | 5211.22 | 24.00 | 1.12 | 1.12 | 1.12 | 1616 | 87.9 |
| 13-Apr-16 | 8:00 | Rainy | 015121 | 2.8193 | 2.9056 | 5214.22 | 5238.22 | 24.00 | 1.10 | 1.10 | 1.10 | 1579 | 54.7 |
| 20-Apr-16 | 14:44 | Cloudy | 015297 | 2.8229 | 2.9986 | 5267.73 | 5291.73 | 24.00 | 1.15 | 1.15 | 1.15 | 1658 | 106.0 |
| 25-Apr-16 | 8:00 | Rainy | 014725 | 2.8023 | 2.8822 | 5291.73 | 5315.73 | 24.00 | 1.07 | 1.06 | 1.06 | 1533 | 52.1 |
| 29-Apr-16 | 18:00 | Cloudy | 015356 | 2.8307 | 2.9970 | 5334.79 | 5358.79 | 24.00 | 1.02 | 1.02 | 1.02 | 1466 | 113.5 |

Remarks: Due to interruption of electricity, the 24hr TSP monitoring was rescheduled from 19 and 28 April 2016 to 20 and 29 April 2016 respectively.

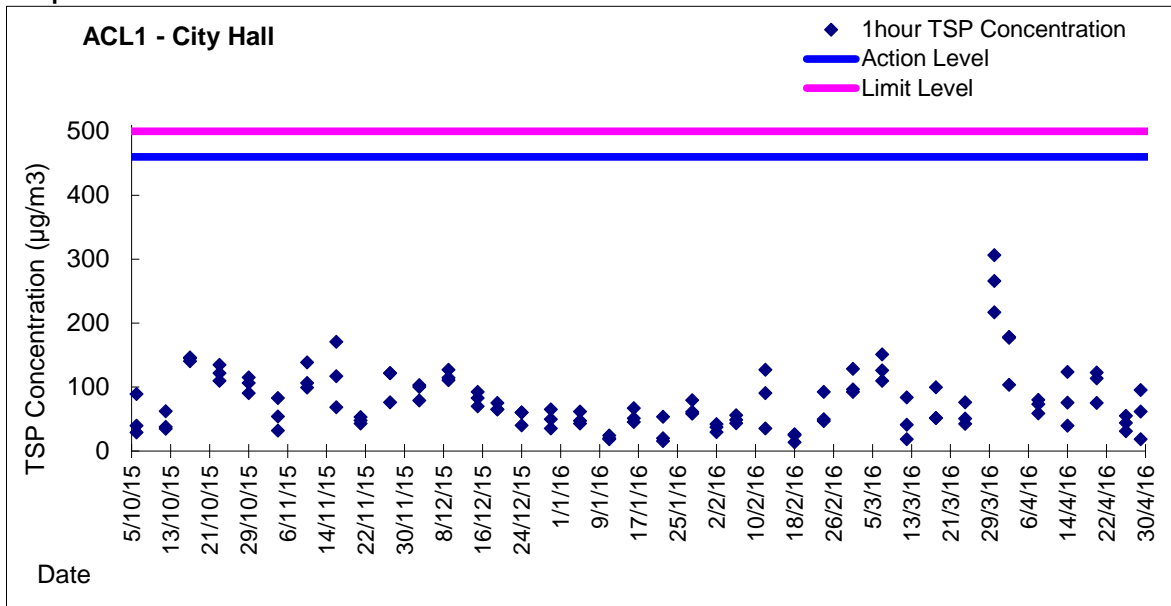
Report on 1-hour TSP monitoring

Action Level ($\mu\text{g}/\text{m}^3$) - 300.1

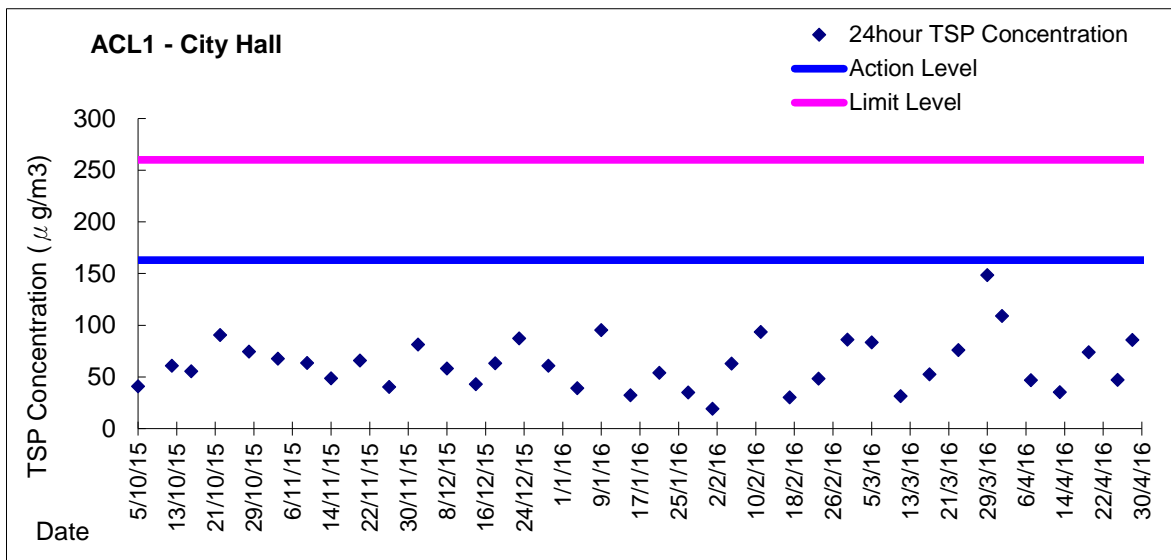
Limit Level ($\mu\text{g}/\text{m}^3$) - 500

| Date | Sampling Time | Weather Condition | Filter paper no. | Filter Weight, g | | Elapse Time, hr | | Sampling Time, hr | Flow Rate, m^3/min | | | Total Volume, m^3 | TSP Level, $\mu\text{g}/\text{m}^3$ |
|-----------|---------------|-------------------|------------------|------------------|--------|-----------------|---------|-------------------|------------------------------------|-----------------|---------|----------------------------|-------------------------------------|
| | | | | Initial | Final | Initial | Final | | Initial, Q_{si} | Final, Q_{sf} | Average | | |
| 2-Apr-16 | 8:21 | Cloudy | 015037 | 2.7435 | 2.7524 | 5184.22 | 5185.22 | 1.00 | 1.16 | 1.16 | 1.16 | 69 | 128.2 |
| 2-Apr-16 | 9:37 | Cloudy | 014920 | 2.7996 | 2.8079 | 5185.22 | 5186.22 | 1.00 | 1.08 | 1.08 | 1.08 | 65 | 128.5 |
| 2-Apr-16 | 10:41 | Cloudy | 015136 | 2.8089 | 2.8194 | 5186.22 | 5187.22 | 1.00 | 1.16 | 1.16 | 1.16 | 69 | 151.3 |
| 8-Apr-16 | 8:36 | Cloudy | 015100 | 2.7688 | 2.7765 | 5211.22 | 5212.22 | 1.00 | 1.12 | 1.12 | 1.12 | 67 | 114.4 |
| 8-Apr-16 | 10:02 | Cloudy | 015096 | 2.7682 | 2.7775 | 5212.22 | 5213.22 | 1.00 | 1.12 | 1.12 | 1.12 | 67 | 138.2 |
| 8-Apr-16 | 13:00 | Cloudy | 015091 | 2.7817 | 2.7869 | 5213.22 | 5214.22 | 1.00 | 1.12 | 1.12 | 1.12 | 67 | 77.3 |
| 14-Apr-16 | 8:53 | Cloudy | 014648 | 2.8346 | 2.8398 | 5238.22 | 5239.22 | 1.00 | 1.02 | 1.02 | 1.02 | 61 | 85.2 |
| 14-Apr-16 | 10:27 | Cloudy | 015277 | 2.8506 | 2.8556 | 5239.22 | 5240.22 | 1.00 | 1.12 | 1.12 | 1.12 | 67 | 74.2 |
| 14-Apr-16 | 13:00 | Cloudy | 015274 | 2.8374 | 2.8429 | 5240.22 | 5241.22 | 1.00 | 1.07 | 1.07 | 1.07 | 64 | 85.7 |
| 20-Apr-16 | 8:20 | Cloudy | 015262 | 2.8351 | 2.8412 | 5264.73 | 5265.73 | 1.00 | 1.13 | 1.13 | 1.13 | 68 | 90.1 |
| 20-Apr-16 | 9:57 | Cloudy | 015289 | 2.8174 | 2.8244 | 5265.73 | 5266.73 | 1.00 | 1.02 | 1.02 | 1.02 | 61 | 114.2 |
| 20-Apr-16 | 13:00 | Cloudy | 015293 | 2.8087 | 2.8155 | 5266.73 | 5267.73 | 1.00 | 1.07 | 1.07 | 1.07 | 64 | 105.5 |
| 26-Apr-16 | 8:36 | Cloudy | 015441 | 2.8517 | 2.8530 | 5315.73 | 5316.73 | 1.00 | 1.06 | 1.06 | 1.06 | 64 | 20.4 |
| 26-Apr-16 | 10:23 | Cloudy | 015437 | 2.8332 | 2.8353 | 5316.73 | 5317.73 | 1.00 | 1.12 | 1.12 | 1.12 | 67 | 31.4 |
| 26-Apr-16 | 13:00 | Cloudy | 015432 | 2.8502 | 2.8512 | 5317.73 | 5318.73 | 1.00 | 1.06 | 1.06 | 1.06 | 64 | 15.7 |
| 29-Apr-16 | 8:43 | Cloudy | 015420 | 2.8575 | 2.8678 | 5331.79 | 5332.79 | 1.00 | 1.02 | 1.02 | 1.02 | 61 | 168.7 |
| 29-Apr-16 | 13:00 | Cloudy | 015428 | 2.8568 | 2.8633 | 5332.79 | 5333.79 | 1.00 | 1.02 | 1.02 | 1.02 | 61 | 106.5 |
| 29-Apr-16 | 14:41 | Cloudy | 015346 | 2.8292 | 2.8330 | 5333.79 | 5334.79 | 1.00 | 1.12 | 1.12 | 1.12 | 67 | 56.4 |

Graphic Presentation of 1 hour TSP Result



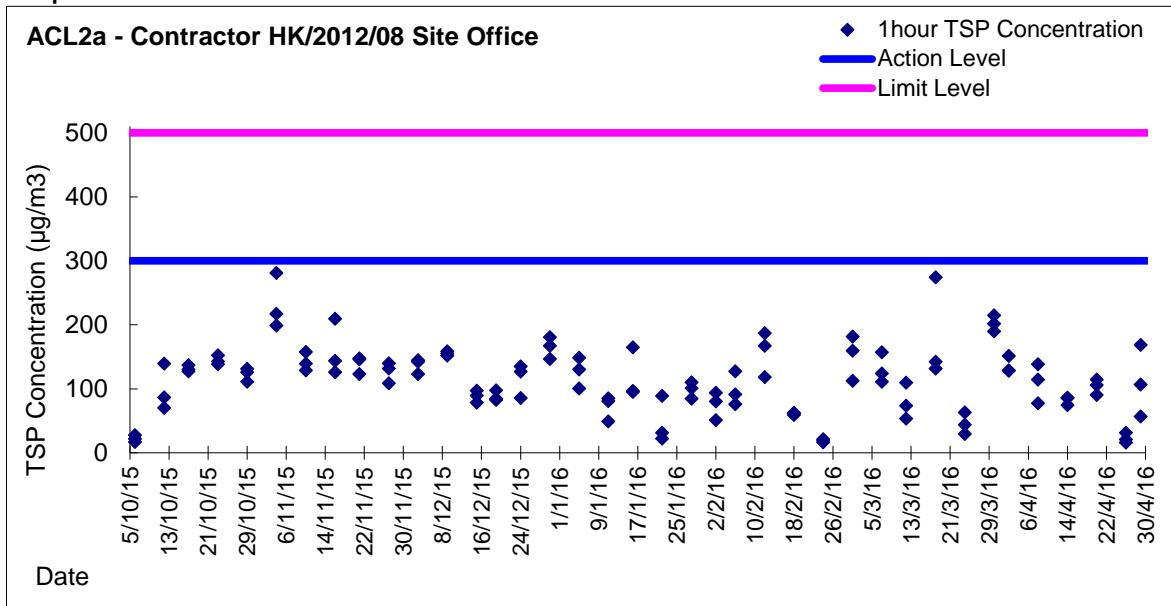
Graphic Presentation of 24 hour TSP Result



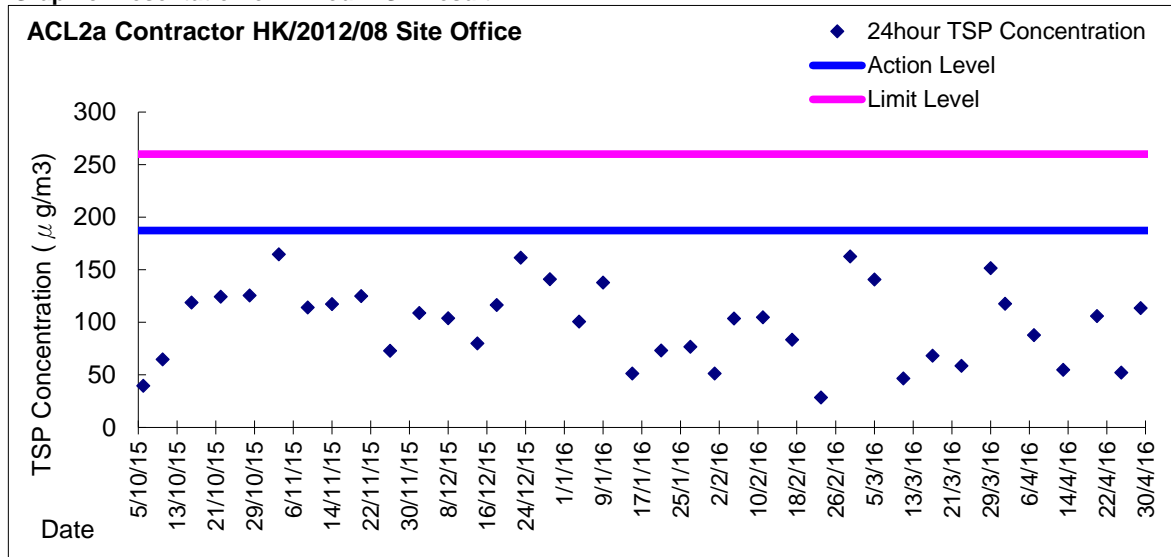
The construction work during the reporting period include, structural works for tunnel construction, roadworks, drainage works, seawall modification, removal of bulk head wall, P1 Road landscaping works and landscaping establishment works.

The weather condition during the reporting period ranges from mostly sunny to occasionally rainy. Generally, the monitoring result indicates a reduction in TSP level during rainfall.

Graphic Presentation of 1 hour TSP Result



Graphic Presentation of 24 hour TSP Result



The construction work during the reporting period include, structural works for tunnel construction, roadworks, drainage works, seawall modification, removal of bulk head wall, P1 road landscaping works and landscaping establishment works. The weather condition during the reporting period ranges from mostly sunny to occasionally rainy.

Generally, the monitoring result indicates a reduction in TSP level during rainfall.